

行動電話



接聽



Tap

或



"Hello"



結束



2"

按住



語音指令



3"

按住



Redial



3"

按住



拒接



2"

按住

完整版本手冊可自 www.senablueetooth.com.tw 下載。

SENA

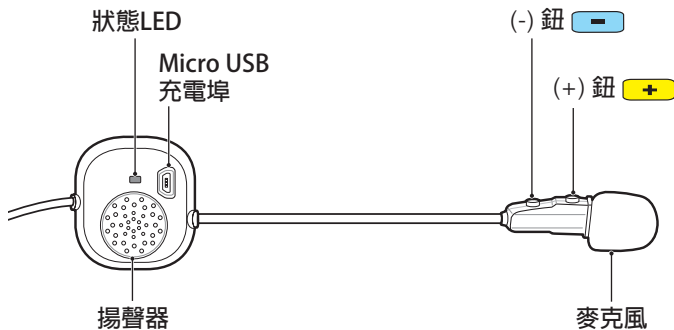
捷盟創新國際股份有限公司

www.SenaBluetooth.com.tw

用戶支援：www.senablueetooth.com.tw/support

Tel: 02-2808-0518 | E-mail: support@senablueetooth.com.tw

SMH1快速上手指南



檢查電池



狀態LED

70 ~ 100%



30 ~ 70%



0 ~ 30%



按鈕操作



Tap

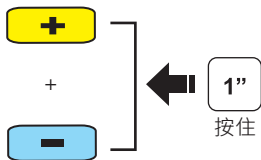
輕按



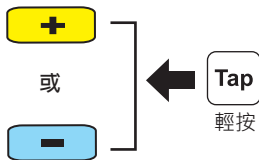
1"

按住1秒

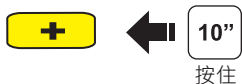
電源開啟/關閉



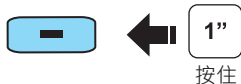
音量調整



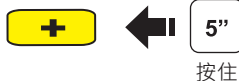
配置選單



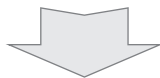
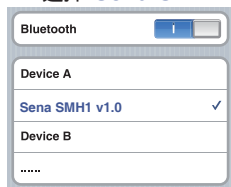
開始/結束對講機通話



藍牙配對 電話, MP3, GPS

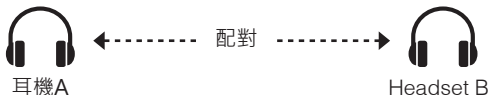


選擇 Sena SMH1



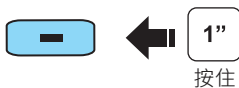
輸入 0 0 0 0 PIN

耳機配對 對講機



狀態LED
■ ■ ■ ■

狀態LED
■ ■ ■ ■



音樂

